



***Newfoundland Club of America***  
***Advanced Draft Test Regulations***

Revised January 1, 2016

Effective January 1, 2015  
Copyright 2015, Newfoundland Club of America

<b>TABLE OF CONTENTS</b>	<b>PAGE #</b>
Introduction	4
<b>Chapter One General Regulations</b>	<b>4</b>
Section 1 – Application for Advanced Draft Tests	4
Section 2 – Duties of the Advanced Draft Test Committee	6
Section 3 – Qualifications of Judges	8
Section 4 – Dogs Eligible to Compete	8
Section 5 – Dogs that May Not Compete	8
Section 6 -- Handling a Dog	8
Section 7 -- Test Disqualifications and Ineligibility	9
Section 8 -- Bitches in Season	10
Section 9 – Unentered Dogs	10
Section 10 -- Entering at Own Risk	10
Section 11 – Judge's Decisions	10
Section 12 – Entry Limitation	10
Section 13 -- Entry in Team Division	13
Section 14 -- Qualifying Scores & Awards	13
Section 15 -- Change of Judges, Advanced Draft Test Officials or Site	13
Section 16 – Stewards	14
Section 17 -- Test Area Conditions	15
Section 18 – Spectators	15
Section 19 -- Emergency Provisions	15
Section 20 -- Provisions for Disabled Handlers	15
Section 21 -- Canceling a Test	16
Section 22 -- Entries of Other Breeds	16
<b>Chapter Two Regulations for Performance and Judging</b>	<b>16</b>
Section 1 – Standardized Judging	16
Section 2 – Failed Maneuvers and Rejudging	17
Section 3 – Dog in Distress	17
Section 4 – Judges' Record Forms	17
Section 5 – Entrant's & Judges Evaluations	17
Section 6 – Catalog Order	18
Section 7 – Use of Leash	18
Section 8 – Required Equipment	18
Section 9 – Commands, Signals and Encouragement	19
Section 10 – Praise	20
Section 11 –Physical Guidance	20
Section 12 – Familiarization with the Test Course	20
Section 13 – Interference and Double Handling	20
Section 14 – Complaints & Discipline	20
Section 15 – Qualifying and Non-Qualifying Performance	21
Section 16 – Failures Common to the Whole Course	21

<b>Chapter Three Individual Division Course and Maneuvers</b>	<b>22</b>
Course	22
Weight and Apparatus	22
Maneuvers	23
Back Through Adjustable Narrow	23
Drag Away Removable Obstacle	24
Driven Figure 8	25
Moving Stand	26
Ninety Degree Back Up	27
Ninety Degree Turns (one left, one right)	28
Pass Through Removable Obstacle	29
Serpentine	30
U Turn	31
Weight Exchange	32
<b>Chapter Four Team Division</b>	<b>33</b>

# **Newfoundland Club of America Advanced Draft Test Regulations**

## ***Introduction***

The Newfoundland Club of America Advanced Draft Test is a series of advanced maneuvers performed over a 450 yard course designed to demonstrate the natural abilities of purebred Newfoundland dogs and teamwork skills while listening and responding to a handler. The Newfoundland has historically functioned as a draft dog in various capacities, and the performance of these maneuvers is intended to demonstrate skills resulting both from natural ability and training that are applicable to realistic work situations. The advanced test provides multi task maneuvers that require advanced training, constant teamwork and physical stamina. Not all dogs that have earned other draft titles will be able to attain this level of expertise. A Newfoundland earning an advanced draft title will demonstrate superior natural ability, training and efficiency in simulated situations. These maneuvers are designed to test the intelligence, instinct, obedience and stamina of the Newfoundland. Due to test conditions and restrictions these maneuvers may not be executed as they would be in realistic situations.

Dogs must be willing to work with their handlers and the maneuvers must be accomplished efficiently. The goal of each handler is to maintain control while encouraging his dogs' natural independence; together, they demonstrate teamwork. Since a dog can perform advanced draft work only in cooperation with a person, each handler must demonstrate an understanding of advanced draft work with the dog's ability, training, and equipment.

The Newfoundland Club of America Advanced Draft Test Regulations is a set of standards by which handlers and Newfoundlands are judged at a Newfoundland Club of America sponsored advanced draft test. The Regulations are neither a guide on how to train for advanced draft work nor a definition of advanced draft work.

The Advanced Draft Test will be held as a stand-alone event and not as part of another Draft Test though both tests may be held on the same day.

## **Chapter One General Regulations**

### **Section 1 – Application for Advanced Draft Tests**

An Advanced Draft Test Committee from a recognized Regional Club of the Newfoundland Club of America (NCA) may apply to the Working Dog Committee (WDC) of the NCA for permission to host an Advanced Draft Test. Application must be made using an approved WDC application form.

Application forms are available from the Draft Test Applications Secretary and the NCA website where toolkits are available in the Working Dog section. The completed

application must be sent to the WDC Draft Test Applications Secretary whose name is available on the WDC web site. The application must contain the following information:

1. The names, addresses, telephone numbers and email addresses of the Advanced Draft Test Chairperson, Secretary, and third committee member from the test giving club. All must be NCA members and members of the regional club hosting the test.
2. The names of the two judges along with their Judges' Acceptance Form completed and signed.
3. The written guarantee that steward assistance and all equipment (other than the equipment furnished by each entrant), and other necessary provisions will be available at the test site.
4. The certification that all NCA Advanced Draft Test Regulations will be followed.
5. The date of the proposed Advanced Draft Test, the test site address, and a description of the site including a detailed site map with descriptions of the ground conditions and terrain. If the site has been used more than twice, for an Advanced Draft Test, with no complaints, then the map and description are not needed. The WDC recommends that Advanced Draft Test dates be coordinated with neighboring Regional Clubs to avoid conflicting dates within 300 miles.
6. The signatures of the Advanced Draft Test Chairperson, Secretary, third committee member and a member of the Regional Club's Board of Directors signing on behalf of the Regional Club.

A completed application, which includes judge's acceptance forms, must be mailed or emailed to the Draft Test Applications Secretary a minimum of four (4) months, but not more than twelve (12) months, prior to the date of the proposed test. The WDC Draft Test Applications Secretary usually communicates the WDC's approval or rejection of the application to the Advanced Draft Test Chairperson within forty-five (45) days following the receipt of the completed application. When the WDC is considering a Regional Club's application for an NCA Advanced Draft Test, the committee considers any past violations of the Regulations at the club's previous tests. An email address must be included if verification of the application being received is requested. An Advanced Draft Test Committee from a recognized Regional Club of the NCA may apply to the WDC of the NCA for permission to host an Advanced Draft Test. Application must be made using an approved WDC application form.

*An application that is received late will be assessed late fees. **Any part of the test application received up to 5 days after the deadline will be assessed a \$25.00 late fee. Fully completed test applications received 6-30 days late will be assessed a \$50.00 late fee. Test applications received more than 30 days after the deadline will not be approved. Late fees must be paid by the Regional Club prior to approval of any further working event.***

In the event the WDC denies permission for holding the test, the Advanced Draft Test committee may appeal to the NCA Board. The WDC shall supply the NCA Board their reasons, in writing, for not approving the requested test. The final decision shall be that of the NCA Board.

## **Section 2 – Duties of the Draft Test Committee**

The Advanced Draft Test Committee will act as the official representative of NCA and must enforce the Regulations. Any violations of these Regulations shall be reported in writing and attached to the Advanced Draft Test Chairperson's report to the WDC.

The Advanced Draft Test Committee will prepare a Premium List for the Advanced Draft Test to distribute to those who request it. It should also be posted on the Regional club's web site. The Premium List must include the following information:

1. The date and location of the Advanced Draft Test; a detailed description of the test site describing ground surfaces, slope and other features to help entrants determine proper equipment; and requirements or regulations specific to the test site.
2. The judges' names, including the name of any observer judge if known yet.
3. The entry limit, maximum and minimum, that there will be an alternate list if the entries exceed the limit and the method to be used for determining alternates will be as specified in the NCA Advanced Draft Test Regulations.
4. The beginning date for accepting entries, which should be no less than ten (10) days after the premium list has been made available.
5. The closing date and time that the Test Secretary must **receive** entries for them to be accepted. Entries will not be accepted if received after the closing date even if postmarked before the closing date.
6. The approval date of the Advanced Draft Test Regulations being used at the NCA Advanced Draft Test.
7. A statement regarding entrant's responsibility for obtaining the current NCA Advanced Draft Test Regulations.
8. The name and address of the WDC Publications Secretary from whom entrants can order the NCA Advanced Draft Test Regulations and a notification that the Regulations are also available on the NCA web site as well as any updates made to the Regulations.
9. The name and address of the Advanced Draft Test Secretary to whom the entries shall be sent.

10. Entries must be made on an official NCA entry form, which includes the Agreement, and includes the notice that a copy of the entered dog's AKC, ILP, PAL, or foreign registration paper must be attached.

11. Additional information such as the following: officers and directors of the NCA and Regional Club; awards; accommodations; directions to test; advertising; meals, any special events and additional activities. **Any event, other than an NCA event, being publicized in a Draft Test premium or catalog must include a statement indicating that the event is not an NCA event.** For example: an ad for an all-breed test following the NCA test must clearly state "This is not an NCA event".

12. Whether or not there will be practice allowed at the site and the times if allowed.

13. A description, with approximate dimensions, of the club provided freight load.

The Premium List must not be made public before the Regional Club receives approval from the NCA WDC to conduct the test(s).

After the closing date and time for entries, the Advanced Draft Test Secretary will notify each exhibitor at least ten (10) days before the test. Notification must include: Advanced Draft Test location (including a map and/or written directions or street address for GPS), judging time, judges' names, exhibitor number and any changes in the Advanced Draft Test information that occurred since the premium list was sent. If entries exceed the published entry limit, the Advanced Draft Test Secretary notifies alternates of their position on the alternate list, as per the Regulations. A cell phone contact number for the day of the test should also be listed in the premium or sent to entrants with their entry information.

The Advanced Draft Test Chair or Secretary must keep judges up to date on things such as entry numbers and hotel/travel information. Each judge should be sent a premium list, should receive a marked catalog, and should exchange cell phone numbers with someone on the committee.

The Advanced Draft Test Secretary will keep a copy of the current NCA Advanced Draft Test Regulations and Grievance Procedures at the test site for reference.

The Advanced Draft Test Chairperson will appoint a Safety Officer. The Safety Officer will be responsible for ensuring that no unentered dogs are permitted in any of the testing areas at an Advanced Draft Test.

The Advanced Draft Test Chairperson and Secretary must each submit reports to the designated WDC member within thirty (30) days after the test. The Chairperson's report will include a description of the test, descriptions of any problems or complaints registered with the Advanced Draft Test Committee, and other information requested by the WDC. The Secretary's report will include the judges' record forms, one (1) copy of

the premium list, two (2) copies of the marked catalog, and any other materials requested by the WDC.

All required reports submitted to the designated WDC member must be postmarked within thirty (30) days from the date of the test in order to receive approval for a subsequent test. *Completed paperwork that is postmarked 1-5 days late will have the regional club assessed a \$25.00 late fee. Completed event paperwork postmarked 6+ days late will have the regional club assessed a \$50.00 late fee. Late fees must be paid by the Regional Club prior to approval of any further working event approval.*

### **Section 3 – Qualifications of Judges**

The WDC believes that the Advanced Draft Test Judges should thoroughly understand draft work and the physical conditioning necessary for draft work. They must be mentor level judges or a mentor level judge paired with a partner level judge. One of which must have earned a TDD title which is indicated on the Draft Test judges list.

Before the Advanced Draft Test Committee applies for permission to host an NCA Advanced Draft Test, it must select a judging panel from the list of judges who have met the qualifications approved by the WDC and NCA Board. A current list is available from the designated WDC member who maintains the judges' qualifications records and on the NCA web site. Judges whose names are "flagged" on the judges list cannot accept assignments and will not be approved on a judging panel.

### **Section 4 – Dogs Eligible to Compete**

The NCA Advanced Draft Tests will be open to purebred Newfoundland dogs **at least eighteen months of age** who have earned an NCA DD or TDD title. The word 'dog' in the NCA Advanced Draft Test Regulations refers to either sex. All entered dogs must have an AKC registration number, ILP or PAL number, foreign registration number, or AKC or foreign litter number.

### **Section 5 – Dogs that May Not Compete**

No dog belonging wholly or in part to an Advanced Draft Test judge or to any member of such person's immediate family, including in-laws, can be exhibited under the judge. Lamé dogs or dogs that have been taped or bandaged in any way, or have anything attached to them for medical purposes, shall be ineligible to be tested.

### **Section 6 – Handling a Dog**

Each dog or team must be handled by the same person for all exercises. Handlers may be substituted after the test closes but the Advanced Draft Test Secretary must be informed of the change before the test begins.



## Section 7 – Test Disqualifications and Ineligibility

Judges must immediately disqualify and remove from competition a handler and dog for any of the following reasons:

1. **The dog and handler team fails to check in by the appointed time**
2. The dog attacks a person or dog on the test grounds.
3. The handler deliberately interferes with another handler or dog.
4. The handler behaves in an unsportsmanlike manner in or outside the testing area. (Unsportsmanlike behavior includes: directing angry, abusive language at a person or dog; mistreating a dog; showing discourtesies to judges, test officials, stewards or others.)
5. The dog is lame or wears corrective bandages or other attachments.
6. The dog leaves the test area.

The judges will mark the dog disqualified and state the reason on the judges' report for the WDC. The Advanced Draft Test Secretary will submit the disqualification to the WDC along with the test report.

*The WDC and the NCA have adopted the AKC official policy concerning dog attacks that lead to an injury, either to a person or to another dog. Also, Advanced Draft Test judges may excuse, and even ask to have removed from a test site, if necessary, any dog that appears dangerous to other dogs or persons. Actual reports of dog attacks causing injury to either a dog or a person would go directly through the grievance process. The grievance may be filed by the person injured, the person whose dog was injured, or any witness to an attack causing injury. The dog in question should be removed from the test site and cannot be entered in any subsequent NCA working events pending the completion of the grievance hearing process through the WDC, with subsequent action by the Board. Any future test in which the dog was already entered must be forfeited with the dog in question banned from the test site pending completion of the grievance process. The recommendation of the WDC will be sent to the Board following the grievance hearing, which would end the WDC jurisdiction. The Board will need to form a committee whose purpose it is to deal with reinstatement requests after the Board has denied further exhibition privileges for any Newfoundland.*

*AKC Rules Applying to Dog Shows: Chapter 11, Section 15- Any dog, that in the opinion of the Event Committee, attacks a person or dog at an AKC event, resulting in an injury, and is believed by that Event Committee to present a hazard to persons or other dogs, shall be disqualified by the Event Committee pursuant to this section, a report shall be filed with the Executive Secretary of The American Kennel Club. The disqualified dog may not again compete at any AKC event nor be on the grounds of an AKC event unless and until, following application for reinstatement by the owner to the*

*American Kennel Club, the owner receives official notification in writing from the AKC that the dog's eligibility has been reinstated.*

### **Section 8 – Bitches in Season**

Bitches in season may participate in NCA Advanced Draft Tests. Bitches in season must compete only after all male dogs are judged. When not being tested, bitches in season must be contained in a designated area well away from male dogs and the official test areas.

### **Section 9 – Unentered Dogs**

A Safety Officer will be appointed and is responsible for insuring that all unentered dogs are kept outside and away from the main test area.

### **Section 10 – Entering at Own Risk**

Entrants participate in an NCA Advanced Draft Test at their own risk. Entrants agree to abide by the NCA Advanced Draft Test Regulations and the Constitution and By-laws of the NCA.

### **Section 11 – Judges' Decisions**

At the Advanced Draft Test, the decisions of the judges are final in all matters affecting the scoring and working ability of the dogs and their entrants. The judges are in sole charge of the Advanced Draft Test area until their assignment is complete.

### **Section 12 – Entry Limitation**

Entries for an Advanced Draft Test must not be accepted prior to the date when the Regional Club's Test Secretary receives notification from the WDC of test approval. The Premium List must not be made available prior to the Test Secretary receiving approval notification from the WDC. Once approval is granted, the Advanced Draft Test Committee can determine the date it will accept entries, and the date shall be published in the Premium List. This date must be at least ten (10) days after the Premium List has been made public.

Maximum entries to be judged are fifteen (15) per test day. If an Advanced Draft Test Committee anticipates an entry in excess of its facilities for an Advanced Draft Test, it may limit entries to fewer than fifteen (15). Test Committees may also decide on a minimum number of entries to hold the test as long as it is published in the Premium List.

A prominent announcement of test limits must appear on the title or cover page of the Advanced Draft Test Premium List. Priority will be given to entries that have not earned titles in the division entered. Titled dogs may be entered for judging (requalification) if

entry limits have not been filled, and the entry form must state that the entry is for requalification. Under no circumstances can the published entry limit be changed.

Entries will be accepted by mail only and must show a postmark between the opening and closing date but must be **received** by the Test Secretary by the closing date.

### **Accepting Entries:**

Test premiums will list an opening and closing date for entries. The opening date is the earliest date an entry can be sent as indicated by the postmark of the entry; the closing date is the last day an entry can be received by the test secretary and is unrelated to the postmark. The test will not close officially until the published closing date, even if the entries exceed the limit before the closing date.

No dog will be allowed to enter more than once on the same day including as an individual entry and a team entry or in two teams. There are no post entries.

Do not assign final entries until the closing date. This will accommodate entries that arrive on different dates but that have identical postmarks. Open all envelopes before assigning entries, because some envelopes may contain more than one entry and some may be entering only one day of a two-day test weekend.

When the test closes, if the entries exceed the maximum limit, follow the procedure listed below. If a lottery is required as specified below, a separate lottery **MUST** be held for each of the two days of a two-day test weekend. (Note: An efficient and unbiased way to do a lottery is to number each entry and put the corresponding numbers on small, individual pieces of paper. Randomly select the papers to determine the status of each entry.) There must always be at least two people present to witness the lottery, at least one of which is not entered in the test.

### **Assigning Entries:**

1. Assign a spot in the test to each entry postmarked with the first allowed entry date. Assign a spot in the test to each entry postmarked with the second allowed entry date; continue as above until all spots in the test are full.

2. If, at any time, there are more entries with identical postmarks than spots available in the test, conduct a lottery to determine which entries are accepted into the test. Those not assigned spots become alternates.

Example 1: If the entries received with the first allowed postmark exceed the test limit on the closing date, conduct a lottery with all of the entries with that postmark. Those not chosen become alternates. Continue to do a lottery for each postmarked date to determine the order of the alternate list.

Example 2: There are openings in the test for entries postmarked with the first and second allowed date. Five entries are postmarked with the third allowed date and there are two openings left. Conduct a lottery with those five entries—two will be entered in the test and three will become alternates as will any entries with later postmarks.

Example 3: If the limit is 15, and there are 20 entries with the first postmark, the first 15 randomly selected in the lottery will be assigned spots in the test and the remaining

entries will be pulled as first alternate, second alternate, third alternate, etc. Assign other entries with later postmarks as alternates in the same way doing a lottery for each postmarked date.

3. Add requalification entries to the alternate list after all untitled dogs on the list. Requalification entries should be added by postmark and by lottery, as necessary. If a test is not full it does not matter in what order the requalifiers are tested.

### **Withdrawing Entries and Refunds:**

To withdraw an entry, the entrant must notify the Test Secretary by telephone, email, or U.S. Mail. This should be done, if possible, early enough so that the Test Secretary receives the notification before the test. The Test Secretary must confirm receipt of such notifications. The entrant will receive a full refund of the entry fee if the notification is received prior to the closing date and time for entries. After the closing date has passed, no refunds will be given, even if an alternate was tested in their place, with the exception of alternates that did not get into the test. In addition, an entrant with one dog in the test and another on the alternate list may not substitute one dog for the other. If the entrant must pull the entered dog, then the first dog on the alternate list will fill the opening.

### **Alternates and Refunds:**

If an entrant submits an entry to an Advanced Draft Test but is not assigned a place in the test, the Test Secretary must notify the entrant immediately after the closing date and give the entrant the option to be placed on the alternate list. If the entrant prefers not to be on the alternate list, he or she will receive a full refund. If the entrant chooses to stay on the alternate list and pulls their entry at a later date, before the test, they will not receive a refund.

Once the closing date and time listed in the Premium List has passed, if an entrant notifies the Test Secretary that they are withdrawing their entry or have passed at a previous test, all entrants on the alternate list must be notified that their ranks have changed. If a space does not become available for an alternate on the day of the test, the alternate will receive a full refund.

Example: If a test limit is 15 dogs and 15 dogs are tested, but none of the five dogs that were on an alternate list were tested, the five alternates would receive refunds after the test. If 10 original dogs and three of the alternates were tested, but two alternates did not attend the test, the handlers of those two alternates would not receive refunds because had they attended, they would have been tested.

If an entrant has been assigned a spot in the test but their dog passes at a previous test, the handler must notify the Test Secretary by 6 p.m. the night before the test as to whether they will move their entry to another division (i.e. DDX to TDDX), withdraw from the test, or requalify in the same division if the test is not full. If the test is full they have the option of being moved to the end of the alternate list to requalify.

## **Section 13 – Entry in Advanced Team Division**

A team consists of two or more dogs working together in unison. Only dogs passing the Individual Division at a previous Advanced Draft test will be eligible to compete in the Advanced Team Division. See Chapter 1, Section 5, for handler eligibility.

If a dog entered and passed the Individual Division in a previous Advanced Draft Test, the entry may be transferred from Individual to Team Division by one of two methods:

1. The dog entered in the Individual Division may be added, or substituted, to an already entered team.
2. The dog entered in the Individual Division may change their entry to the Team Division with a dog or dogs that have earned Advanced Draft Dog Titles (proof must be shown as described below for each dog in the team).

To transfer the entry, the handler must submit to the Advanced Draft Test Secretary a copy of the dog's Advanced Draft Dog title certificate or a signed statement listing the name of the dog, the date and location of the Advanced Draft Test passed, the judges' names, and the name and address of the owners, a copy of the dogs AKC registration (or equivalent) and a completed Advanced Draft Test entry form for each dog. A change of entry from Individual to Team Division must be submitted by 6:00 p.m. the night before the test.

## **Section 14 – Qualifying Scores & Awards**

For a dog or dogs to receive a qualifying performance, both judges must mark the dog with a passing performance for each maneuver in the division entered. A dog receiving a qualifying performance in the Individual Division is entitled to use the title "NCA Draft Dog Excellent" in any Newfoundland Club of America activity. "NCA DDX" is the abbreviation for the Advanced Draft Dog title. Dogs receiving a qualifying performance in the Team Division are entitled to use the title "NCA Team Draft Dog Excellent" in any activity. "NCA TDDX" is the abbreviation for the Advanced Team Draft Dog title. A dog that requalifies either at the individual or team level will add the number of requalifications after the title such as: NCA DDX1 for a dog that has earned its NCA DDX title and requalified once or NCA TDDX2 for a dog that has earned its NCA team draft dog excellent title and requalified twice at the team level.

## **Section 15 – Change of Judges, Draft Test Officials or Site**

If an Advanced Draft Test Committee is informed any time prior to the opening of its Advanced Draft Test, that an advertised judge cannot fulfill his/her engagement to judge, the Advanced Draft Test Committee will substitute a judge from the NCA WDC Approved Judges List. The WDC Draft Test Applications Secretary (or the WDC Chairperson in the event the Secretary cannot be contacted) must be notified immediately in order to approve the substitution. The WDC Draft Test Applications

Secretary may be notified by telephone, mail or electronic means. This same policy applies to an emergency change of site, Advanced Draft Test Chairperson or Test Secretary. If the request is made by phone, a follow-up letter must be sent to the Draft Test Applications Secretary by mail or electronic means with a full explanation. The Draft Test Applications Secretary must notify the WDC members of the changes and reasons for the request. If time permits, a written notice should be mailed to all exhibitors.

In the unlikely event that a judge becomes ill or is unable to fulfill the judging assignment on the day of the test, and the WDC Draft Test Applications Secretary or Chairperson cannot be reached according to the procedures described above, the Advanced Draft Test Committee may substitute an Approved Advanced Draft Test Judge who is in attendance at the test to fulfill the assignment. If an approved judge is not available, a qualified person with considerable Advanced Draft Test training, exhibiting or Draft Test judging experience, (see Chapter Two, Section 1, paragraph 2) may be appointed by the Advanced Draft Test Committee to fulfill the assignment. The WDC Draft Test Applications Secretary or Chairperson must be notified of the substitution as soon as possible, and a full explanation for the substitution, including the qualifications of the substitute judge, must be included in the Advanced Draft Test Chairperson's report.

Prior to the start of the test or substitute judging assignment, the change must be made known to the exhibitors. Exhibitors have the right to withdraw their entry if they choose not to exhibit under the substitute judge and their entry fee will be refunded.

In the event a site must be changed, the Advanced Draft Test Committee should make every effort to secure a suitable site within 25 miles of the original site.

If, because of natural disasters, civil disturbances, or other acts beyond the control of the test-giving club, it is impossible to start or complete the test, no refund of entry fees will be made.

## **Section 16 – Stewards**

Stewards assist the judges and they may act only on the judges' instructions. Stewards must not give information or instructions to owners and entrants except as specifically instructed by a judge and then only in such a manner that it is clear that the instructions are those of a judge. Any harassment of stewards must be reported immediately to the judges.

The number of stewards needed will depend on the layout of the course and how close together or far apart the obstacles are placed. Stewards will be needed to fix obstacles on the course that may be moved out of place by the team, change the measurements of obstacles that must be measured for each team, return the drag away removable obstacle and return the club provided weight. One steward will be needed to take the

leash from the handler and return the leash to the handler. One steward may lead the team through the course if the course is not marked well or is hard to follow.

### **Section 17 – Test Area Conditions**

The course will be at least 450 yards long and preferably include some different terrain. The areas of the course where maneuvers are to be performed must be clearly marked (e.g. ribbons on trees, cones, lime path on route, and so forth). Only members of the Advanced Draft Test Committee, judges, and stewards have unlimited access to the testing areas. Only the current handler and dog being tested are permitted in the testing area.

### **Section 18 – Spectators**

As Newfoundlands working under natural conditions may be in places where there are extraneous sounds (such as in a parade or in a grocery store parking lot), spectators are encouraged to applaud and cheer for a performing dog. However, spectators must not interfere with the performance in any way. Judges may use their discretion to determine what constitutes interference. Spectators may not follow the team on the course but clubs should provide an area where some of the course will be visible to spectators.

### **Section 19 – Emergency Provisions**

The Advanced Draft Test Committee should take all reasonable precautions to ensure the safety of everyone involved. It is recommended that the services of a veterinarian be available during an Advanced Draft Test. The veterinarian may be 'on call' if the office is within a fifteen (15) minute drive and a telephone is available at the Advanced Draft Test site. Otherwise, the veterinarian must be on site. First aid equipment must be available to handle injuries.

### **Section 20 – Provisions for Disabled Handlers**

The following provisions were approved to make it possible for more Newfoundland owners to participate in Advanced Draft Tests who may have been unable to do so in the past. As a courtesy, entrants who wish to avail themselves of these accommodations must notify the Advanced Draft Test Committee and the judges in advance.

1. Disabled handlers should be allowed to utilize whatever devices are needed to aid their mobility, such as a cane, crutch, or wheelchair, but these devices must not be used to control the dog in any way.
2. Certified assistance dogs should be allowed to wear a medpack and/or pull handle if such equipment is worn during the normal course of duty as an assistance dog, as long as they do not interfere with the performance of the harness and draft equipment.
3. The draft equipment and harness may be modified to accommodate the handler's disabilities and to permit him/her to harness and hitch the dog without assistance, as long as

the modified equipment is safe and comfortable for the dog.

4. A disabled person may bring an attendant, knowledgeable in assisting the handler with his/her disabilities, to accompany the handler on the course. The role of the attendant is to assist the handler with mobility, if needed, due to the rough or uneven terrain of the course, and to look out for the person's safety. The attendant should walk slightly behind the handler on the right side, to be in a position to provide assistance, yet out of the line of sight of the dog and on the opposite side from the handler's official test steward. The attendant may not touch, speak to, or interact with the dog in any way.

### **Section 21 – Canceling a Test**

If an Advanced Draft Test is canceled the WDC Draft Test applications person and those already entered must be notified immediately.

### **Section 22 – Entries of Other Breeds**

It is optional for Advanced Draft test committees to accept the entries of breeds other than Newfoundlands in their test under the following conditions: The test must not be full, the judges and committee must agree to accept the entry, the entry will not be judged until after all Newfoundlands have been judged and the Newfoundland test is considered finished including bitches in season.

## **Chapter Two Regulations for Performance and Judging**

### ***Section 1 – Standardized Judging***

Standardized judging is of great importance, and since NCA Advanced Draft Tests occur on natural terrain, the judges may, if necessary, make minimal adaptations to the course to fit the available site. Judges must act in a professional, impartial, and pleasant manner in accordance with the NCA Judges Code of Ethics. If, in the opinion of the judges, the test setup is not safe or will not adequately test a dog's and handler's abilities, the judges may disapprove of the Advanced Draft Test Committee's test setup and make suggestions for improvements. **In no instance, however, should the judges add, delete or change any Advanced Draft Test requirement.**

Judges selected by an Advanced Draft Test Committee for an Advanced Draft Test should be chosen for their ability to judge Newfoundland dogs working in harness. Judges should possess thorough knowledge of the Advanced Draft Test Regulations, a sense of fairness, and consideration for the efforts of dogs and handlers. The NCA WDC maintains a copy of the Qualifications for Draft Test Judges and a current list of approved judges which is also available on the NCA web site. Two judges are required to judge an Advanced Draft Test. Two mentor judges or one mentor and one partner level judge must form the judging panel and one must have earned a team title (TDD). Judges should use the NCA Equipment Guide to support and explain their judging decisions.



## **Section 2 – Failed Maneuvers and Rejudging**

During the Advanced Draft Test, judges may not permit a handler to assist his/her dog in completing a failed maneuver and the dog and handler must move on and continue the course.

If a dog fails a particular maneuver, it will not ordinarily be rejudged. However, if in the judges' opinion, a particular and unusual circumstance affected the dog's performance, the judges may rejudge the dog on the complete maneuver at their discretion. If the judges rejudge a dog on a maneuver, they should explain the reason on the Judges' Record. The reason for the rejudging should be announced to the spectators. Exhibitors should not be failed for personal ideas that are not within the regulations or equipment set up as described in the equipment guide.

## **Section 3 – Dog or Person in Distress**

If at any time during an Advanced Draft Test it becomes apparent to either the handler or a judge that a dog or person is in distress, the course will be immediately terminated and the dog will be recorded as failed unless the judges determine that the cause of distress is due to an unusual circumstance. In that case, the judges may permit the dog to be retested. The dog or person should be given a reasonable period of time to recover before testing resumes. If the dog or person does not recover sufficiently to continue testing without causing an unreasonable delay, the judges must mark the dog failed. If in the judges' opinion a handler is not showing reasonable consideration for the dog's welfare, it is within the judges' discretion to terminate the course and to mark the dog as failed.

## **Section 4 – Judges' Record Forms**

The judges will record the pass or fail performances for each dog on the Judges' Record forms following the conclusion of the test. Any significant comments on judges' score sheets should be noted on the Judges' Records. Entrants may view their score sheets. If the judges retain the score sheets for their own records, the Advanced Draft Test Committee, at its option, may provide copies for the entrants.

## **Section 5 – Entrant's and Judge's Evaluations**

The Advanced Draft Test Committee will provide each entrant and judge with a Test Evaluation Form with the name and address of the WDC Test Evaluations person. Entrants and judges should complete the forms and mail to the WDC Draft Test Evaluations person within ten (10) days. These evaluations may also be filled out electronically on the NCA web site under the Draft Test page of the Working Dog section. If it is a two day test with the same site and judges entrants will only have to complete one evaluation. If the two day test has different sites or at least one different judge then entrants should complete two evaluations, one for each day. The WDC compiles information from these evaluations to send anonymous feedback to judges

and Test Committees. **Please remember to complete these evaluations they are very important.**

## **Section 6 – Catalog Order**

Catalog order will be determined by the order in which entries are received unless a handler requests, at the time of entry, a change due to handling two or more dogs or teams.

Handlers and dogs must exhibit in catalog order unless otherwise allowed by the judges or an entry includes a bitch in season.

It is the responsibility of each handler to be ready since judges are not required to wait for an entrant. If no arrangements have been made in advance, judges may mark absent and refuse to judge any dog or team that is not ready to be judged in catalog order.

Bitches in season are judged as stated in the Chapter I, Section 8, "Bitches in Season" in Chapter I.

## **Section 7 – Use of Leash**

All dogs at an NCA sponsored Advanced Draft Test are tested off lead. All dogs must be held on a leash or securely confined at all times when not being tested.

## **Section 8 – Required Equipment**

### **Handlers**

In addition to providing a collar and leash, the handler provides the dog's draft equipment (including appropriate harness, traces, and draft apparatus for site conditions) and a freight load, at least 30 lb per dog, that properly fits the draft apparatus. Equipment may be shared by two (2) or more exhibitors or by two (2) or more dogs owned by the same exhibitor; however, the sharing must not interfere with the safety or the timely completion of the Advanced Draft Test.

A Dog entered in the test must wear a well-fitted plain buckle, slip or snap-around slip collar. Fancy collars, special training collars, **electronic collars**, halter collars and collars that are improperly fitted are not permitted. There shall not be anything hanging from the collar.

The harness must fit the dog. At test sites that encompass hilly terrain, the WDC strongly recommends that an entrant use a siwash-style harness for the dog's safety and efficiency in hauling. If an appropriate harness and apparatus are not used in such terrain, the judges may fail the handler for improper equipment for site conditions.

If at any time during the test the equipment breaks down in a manner that could not have been anticipated by the handler, the judges may allow the handler to make an

emergency repair. The repair must be made within ten (10) minutes with materials that the handler carries or carries in the apparatus. The handler must make the repairs without assistance from others.

### **Advanced Draft Test Committee**

The Advanced Draft Test Committee must provide the following test items:

- ropes, standards or ring gates to delineate test area, where needed
- exhibitor numbers
- watch or stop watch
- clipboards and pencils or pens for judges
- markers for the course
- obstacles
- two 30 lb freight loads as described in the premium
- scale for weighing the freight loads
- Cell phone

In addition, the Advanced Draft Test Committee must have first aid equipment available and a vehicle large enough to carry a dog and handler.

Examples of Removable Obstacles include, but are not limited to, the following: gates, saw horses, logs, branches, or highway construction cones. Obedience equipment must not be used. When deciding what Removable Obstacles to use, the Advanced Draft Test Committee should consider the types of obstacles working dogs encounter in parades, neighborhoods, the woods, and a trip to a store.

Examples of Drag Away Removable Obstacles include, but are not limited to, the following: Christmas tree, fence pole, tarp with weight on top, or log or branch. When deciding what Drag Away Removable Obstacles to use, the Advanced Draft Test Committee should consider the types of obstacles working dogs encounter that would block a trail. The Drag Away Removable Obstacle must weigh between 10 and 25 lb.

Prior to the beginning of the Advanced Draft Test, the judges will inspect and approve or disapprove all of the equipment provided by the Advanced Draft Test Committee. The equipment must be suitable for the test site. Judges will use the NCA Equipment Guide as a reference for judging equipment.

### **Section 9 – Commands, Signals and Encouragement**

During the testing, a handler may give commands, signals and encouragement to the dog by voice, arm signal or with a verbal whistle. Multiple commands and signals are permitted. When one command only is specified for an exercise, it may be a voice, hand, or simultaneous voice and hand command. A simultaneous voice and hand

command is considered a single command. While an entrant may encourage the dog in a pleasant upbeat manner, undue and frequent yelling, shouting or reprimands should be considered undesirable and unnecessary for a dog under control. Such behavior constitutes a failure of the course.

### **Section 10 – Praise**

Physical praise and petting are encouraged before and after the course. A handler shall not carry or offer food in the testing area.

### **Section 11 – Physical Guidance**

No physical guidance is permitted while on the course and will result in a failure. This includes body blocking or use of the handler's knees or legs to control the dog.

### **Section 12 – Familiarization with the Test Course, Check In, Judges Meetings**

Sixty (60) minutes before the start of judging, handlers and dogs (except bitches in season) are allowed a thirty (30) minute period to familiarize themselves with the test area. Two stewards should monitor the test area during the familiarization period. Handlers may walk the course with their dogs on lead, but not hitched to an apparatus. Handlers will not be permitted to walk the course after this time period.

**No later than** sixty (60) minutes before the start of judging, all entrants will check in with the Advanced Draft Test Secretary. Check in time should have a beginning and ending time.

**Handlers must check in with the test secretary during the advertised check in time. If a handler is not present during the advertised check-in time they will not be judged that day. If an alternate list exists, an entrant from the alternate list will be assigned the absent handler's position. If there have been changes to the entry since the test closed such as a different handler or the dog has passed a previously entered test the test secretary must be notified at the check in time. Handlers must be sure that all of the information on the test record form is correct before they sign it. The information on the test record form will be used to produce the title certificate if the dog passes the test. If the handler signs the form without telling the secretary about any corrections that need to be made there will be a \$15 charge to have the title certificate corrected. If a certificate is lost or a duplicate is needed for a co-owner there will be a \$10 charge.**

Thirty (30) minutes before the start of judging, handlers and stewards must meet with the judges for instructions. Judges will answer questions at this time.

### **Section 13 – Interference and Double Handling**

Double handling or interference is not permitted. If a judge notices assistance or interference while a handler and dog are performing, the judge must act promptly to stop the double handling or interference. If the circumstances warrant (in the judges' opinion), the judge shall mark the dog failed for the course when aid was received.

## **Section 14 – Complaints and Discipline**

Complaints against judges, exhibitors, or members of the test-giving committee will be dealt with according to the NCA WDC Grievance Policy. The Advanced Draft Test Committee is required to have copies of the Grievance Procedure with the approved forms at the Advanced Draft Test. Any person attending an Advanced Draft Test may obtain a copy of the NCA WDC Grievance Procedure and forms from the Advanced Draft Test Secretary. All complaints must be filed with the Test Chair within thirty (30) minutes of the end of the test. The WDC and the NCA Grievance Policies are also available on the NCA web site.

## **Section 15 – Qualifying and Non-Qualifying Performance**

A dog's ability to perform assigned tasks with its handler is the primary quality emphasized in an Advanced Draft Test. In addition, judges must consider a dog's willingness and smoothness of performance. A dog that willingly completes each task within a reasonable time period and without physical assistance should be marked as passed.

To earn a title, both judges must pass dog and handler on the whole course in either the Individual or Team Division.

The judges will inform entrants if they pass or fail at the completion of the course.

## **Section 16 – Failures Common to the Whole Course**

Judges will mark entrants with a failing performance during any portion of the test for the following:

1. The dog is not under the handler's control.
2. The handler yells at his/her dog frequently to maintain control of his/her dog.
3. The handler abuses the dog or fails to show consideration for the dog's welfare.
4. The handler touches the dog or apparatus without the judges' permission.
5. The dog does not obey commands.
6. The handler physically impedes the dog's movement in any direction or to enforce a halt. (Verbal and hand direction are permitted as long as given from a distance and position that does not physically impeded the dog's movement.)
7. The handler or dog violates specific test site regulations.
8. Equipment does not fit, is not adjusted properly, or is not balanced.
9. The dog upsets the draft apparatus.
10. The dog urinates while being tested.

11. The dog defecates while being tested.
12. The dog or apparatus bumps any object more than two (2) times on the whole course or as specified in individual maneuvers.
13. The dog or apparatus damages or moves a part of any obstacle.
14. The dog refuses to move the apparatus when told to do so (15 second time limit).

## **Chapter Three Individual Division Course and Maneuvers**

### **Course**

The Advanced Draft Test course will cover a minimum of 450 yards. The eleven (11) maneuvers should be spaced out throughout the course in any order with the exception of the Weight Exchange which must take place near the half-way point of the course.

There will be a designated start and finish point for the course. The judges will ask the handler to enter the course with their dog already harnessed and hitched and their freight load secured to the apparatus. The handler will hand their leash to the steward and continue hands off. Once the dog and handler enter the course the judges will ask the handler to stop and stand their dog. The handler may remain next to or in front of the dog and may use verbal and hand signals to tell the dog to stay. The judges will briefly check the equipment for appropriateness, fit, adjustment and balance. If the dog sits the handler may command the dog to stand again. The judges will then instruct the handler to take the course.

The handler will take the course and complete the maneuvers in the order directed by the judges. The course should be marked and a lead steward may be used. After passing the finish point the judges will ask the handler to stop the dog and state that the course is finished. The steward will then give the leash to the handler.

The course as a whole and the individual maneuvers will not be timed but at any point on the course the dog must move the apparatus within 15 seconds of the handler's command or it will fail.

### **Weight and Apparatus**

The handler must select an appropriate freight load for the apparatus and the dog within the following guidelines:

Thirty to one hundred (30-100) pounds per dog for a wheeled apparatus

Any apparatus other than a wheeled cart or wagon is not suitable for the Advanced Draft Test.

A steward will weigh any non-standardized freight materials. At the judges' discretion, the steward may be asked to weigh any of the loads. If the load is too light when weighed, the handler may add to the load to reach the minimum weight.

The handler will provide the freight load for the apparatus. The handler must secure the load adequately so that it does not shift when the apparatus moves. The handler must place and secure the load into or on the draft apparatus before entering the test area.

## **Maneuvers**

### **Back Through Adjustable Narrow**

The dog and handler approach a narrow area which consists of two 8 foot barriers, low to the ground, which will be adjusted to be twelve (12) inches wider than the widest part of the equipment or dog(s). The handler directs the dog to pull through the narrow area until the dog's front feet are at the far end of the 8 foot barriers where the handler stops the dog. The handler then commands the dog to back through the narrow area. The handler may command the dog to back through in one motion or to back and stop in small segments. The handler may stop the dog if it is going to have a bump and move the dog forward to correct the direction in which the dog is backing. Once the dog has backed out of the narrow so that the dog is clear of the narrow the handler may turn the dog left or right and continue the course.

#### Principle Parts of the Exercise

1. Handler directs dog forward through the narrow.
2. Handler stops the dog and directs the dog to back through the narrow.
3. Dog backs out of the narrow and continues the course.

#### Bumps (while moving forward or back through the narrow)

1. If a wheel makes contact with either side of the narrow it is considered a bump.
2. If a wheel makes continuous contact down the side of the narrow it is a failure.
3. If a wheel crosses one of the barriers or lines forming the narrow it is a failure.

#### Failing Performance: Failures Common to the Whole Course (Ch.2, section 16) and:

1. Failure to honor the barriers as noted in "bumps".
2. Dog does not stop within the narrow after pulling forward through the narrow.

## Drag Away Removable Obstacle

A drag away removable obstacle will be supplied by the test giving club. It will weigh no more than 25 lbs, no less than 10 lbs and must have two eye hooks in it for ease of attaching to any type of harness. The obstacle needs to be placed where there is enough room for the dog and obstacle to make an unimpeded removal. It is the responsibility of the handler to supply extra rope or traces, which must be carried on their person or in their cart, to be used, if necessary, so that the dog's hind legs do not hit the obstacle when being pulled.

The handler and dog will stop approximately 10 ft from the obstacle. The handler must unhitch the dog from their apparatus. The handler will proceed with the dog to the drag away obstacle with verbal commands only, position the dog to be hitched to the obstacle and command the dog to stay. The dog will cooperate for hitching to the drag away obstacle as demonstrated by staying in the same location and position where the handler left the dog. The handler will verbally direct the dog to pull the obstacle in the direction indicated by the judges far enough to clear the path of the course. The obstacle must move a minimum of 10 ft. **in the direction indicated.** Once the obstacle has been removed from the path, the dog will cooperate for unhitching as demonstrated by staying in the same location and position where the handler leaves the dog as they detach the obstacle. The handler must safely repack any of the materials they have used to remove the obstacle on their cart or person. Once the dog is unhitched from the removable obstacle, the dog and handler will, without touching the dog, return to their apparatus, where it was left, and re-hitch the dog. The dog must once again cooperate for hitching. Each time the dog is hitched it must be hitched correctly.

Following re-hitching, the handler and dog will pass through the previously blocked area without hitting the removed obstacle. The handler does not have to return the obstacle. A steward will return the obstacle after the dog has completed the course.

### Principle Parts of the Exercise

1. The handler and dog approach the removable obstacle.
2. The handler unhitches the dog and moves to the obstacle.
3. The handler hitches the dog to the obstacle and moves it as directed by the judges.
4. The handler unhitches the dog from the obstacle and moves back to their apparatus.
5. The handler hitches the dog to their apparatus and continues the course.

Failing Performance: Failures Common to the Whole Course (Ch.2, section 16) and:

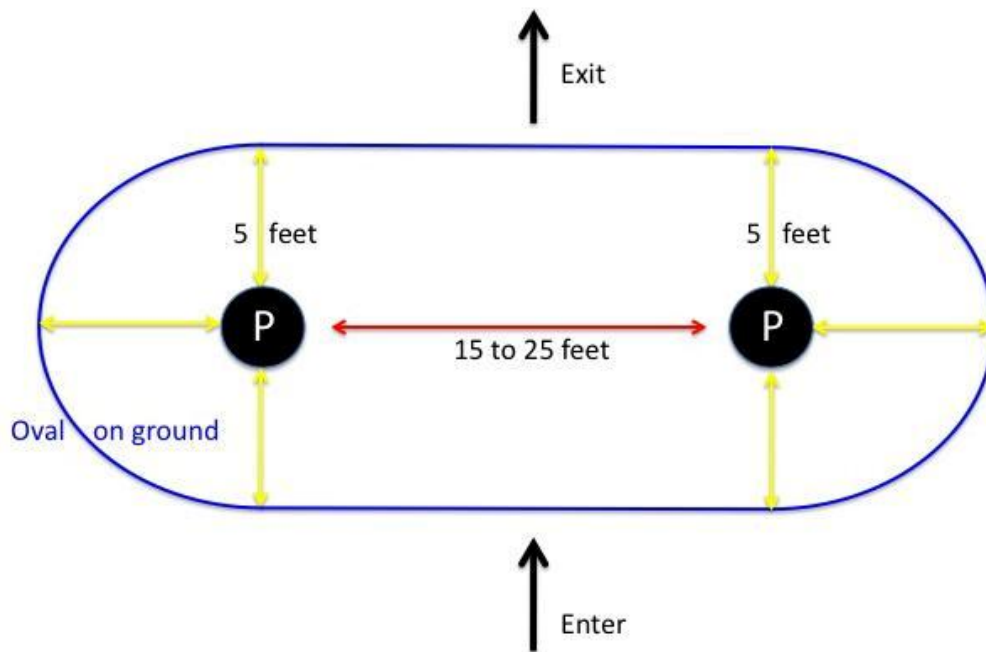
1. The dog does not stay in the same location and position where left by handler.
2. Obstacle hits dog in hind legs while pulling due to short traces.
3. The dog does not cooperate for hitching.
4. The dog refuses to pull the article the full 10 feet.
5. The dog is not hitched correctly.



## Driven Figure Eight

There will be one figure 8 maneuver where the handler must instruct the dog from behind the cart. The purpose of this maneuver is to demonstrate the teamwork and voice control necessary for the dog to be directed through complex turns with the handler using primarily voice or vocally generated sounds such as whistles and hand signals.

The figure 8 must be set precisely. The “posts” may be naturally occurring obstacles such as trees or may be artificial such as cones, barrels, etc. The posts must be at least 12 inches in diameter and no larger than 26 inches. The posts must be at least 15 feet apart and no more than 25 feet apart. The posts do not have to be identical or even similar. The post shall have an oval marked on the ground surrounding them (see diagram below) that consists of two parallel lines drawn 5 feet from the outside of each post and a half circle 5 feet out from the outside of the posts connecting the parallel lines. The ground may be marked with chalk, paint, tape or other visible, non-obstructing type mark. The entry into and exit from the figure 8 must be on opposite sides but does not need to be centered, aligned with each other, or perpendicular to the ground oval.



The handler must be behind the line of the back of the cart before entering the oval and work from that position until after exiting the oval. The handler should stay close (within approximately 3 to 4 feet) to the cart but not touching it. The primary commands should be vocal or vocally generated sounds. Hand signals are permitted if the dog looks back at the handler for direction. There is no time limit but the dog must work continuously. Directional changes and backing up shall be considered working if done on command. If

the dog stops working, the handler has 15 seconds to get the dog moving again. The only part of the apparatus that must stay within the ground oval for the entire maneuver is the wheel (rear if a wagon) closest to the post being circled (the right wheel going around one post and the left wheel going around the other post). The entry side and which post is circled first shall be determined by the test committee subject to the judges' approval and will be the same for all dogs.

#### Principle Parts of the Exercise

1. The handler is behind and close to the cart (no more than 4 feet away) before entering the maneuver and remains so until the maneuver has been completed.
2. The handler commands the dog to pull through the figure 8.
3. The dog follows the handler's directions and completes the maneuver honoring the post and keeps the inner wheel within the ground oval.

#### Bumps

1. The inside wheel is the only part of the team which should be judged regarding the ground oval barrier. Touching or being on the line shall be considered a bump. Crossing the line completely shall be considered a failure of the maneuver.

Failing Performance: Failures Common to the Whole Course (Ch.2, section 16) and:

- 1 Handler does not remain behind and close to the cart.
- 2 Failure to honor the inside barrier as noted in "bumps".
- 3 The inside wheel of the apparatus crosses the outside line barrier.

#### **Moving Stand**

At some point on the course (same for all dogs) the judge will tell the handler to stand the dog. The handler will give one command to the dog to stop and stand while the handler continues to move ten (10) feet in front of the dog then turns to face the dog. The dog must stop immediately within three steps such as right, left, right or left, right, left. Once the handler is facing the dog a judge will approach the dog from the front and give a brief examination by touching the head, withers and rump. The dog may shift its feet but may not move out of position. When the judge has finished the exam they will tell the handler to call their dog. The handler will give one command to the dog to come. Once the dog is moving the handler may give one additional command. The dog must stop in front of the handler within arm's reach in any position and may not make contact with the handler. The judge will then tell the handler to resume the course.

## Principle Parts of the Exercise

1. The handler commands the dog to stop and stand then continues ten (10) feet away.
2. The judge examines the dog.
3. The handler calls the dog.

## Failing Performance: Failures Common to the Whole Course (Ch.2, section 16) and:

1. Dog does not stop within three steps.
2. Dog does not stay.
3. Handler hesitates before leaving the dog.
4. Dog makes contact with handler.
5. Handler gives more than one command after dog is moving.

## **Ninety Degree Back up**

The turn is to be set precisely. The inside barrier of the turn may be of any type of material at the club and judge's discretion but each leg must be at least 4 feet long, straight, and the two legs must be set at a 90 degree angle. The outside barrier must be a highly visible line at least 2 inches wide and smooth with the surface (examples: spray-on field marking chalk, parking lot spray-on line paint, duct tape stuck to the surface, tennis court marking tape, etc.). The outside barrier line is to be set so that the lane formed by the two barriers is 24 inches wide from the lane side of one barrier to the lane side of the outside marking.

The turn is to be performed by keeping the rear most, inside wheel of the apparatus within the lane. The handler, dog and other parts of the apparatus may be outside of the lane to allow for different sized apparatus and hitches as well as the handler working in front of, beside, or behind the dog and apparatus.

The dog and handler approach the 90 degree angle as directed by the judges. The handler stops the dog when the dog's front feet are approximately two feet beyond the end of one of the 4 foot barriers and the inside tire is in the lane marked on the ground. The handler instructs the dog to back keeping the inside tire in the lane. When the pivot point of the apparatus (usually the axle in a two wheeled cart) passes the corner of the angle the handler will instruct the dog to turn 90 degrees and continue to back while keeping the inside tire in the marked lane. Handlers may stop the dog at any point or turn in one sweeping movement. When the back of the apparatus has reached the end of the 4 foot marker the judges will indicate the completion of the maneuver and the handler may move the dog forward to complete the course.

## Principle Parts of the Exercise

1. The handler directs the dog to back through the turn.
2. The dog follows the handler's directions and makes the turn honoring the inside barrier while keeping the inner rear most wheel within the 24 inch lane throughout the maneuver (turn).

## Bumps

1. The inner barrier should not be touched by the dog or any part of the apparatus. Touching the inner barrier shall be considered a bump. Crossing, damaging or moving the barrier out of position shall be considered a failure of the maneuver.
2. The inside rear wheel is the only part of the team which should be judged regarding the outer line marking. Touching or being on the line shall be considered a bump. Crossing the line completely or riding on the line shall be considered a failure of the maneuver.

Failing Performance: Failures Common to the Whole Course (Ch.2, section 16) and:

1. Failure to honor the inside barrier as noted in "bumps".

## **Ninety Degree Turns (one left, one right)**

There will be two 90 degree turns, one right and one left. The purpose of these turns is to demonstrate the team's ability to maneuver around tight corners.

The turns are to be set precisely. The inside barrier of the turn may be of any type of material at the club and judge's discretion but each leg must be at least 4 feet long, straight, and the two legs must be set at a 90 degree angle. The outside barrier must be a highly visible line at least two inches wide and smooth with the ground surface (examples: spray-on field marking chalk, parking lot spray-on line paint, duct tape stuck to surface, tennis court marking tape, etc.). The outside barrier line is to be set so that the lane formed by the two barriers is 18 inches wide from the lane side of the inside barrier to the lane side of the outside marking. (See photo and diagram below)

The turn is to be performed by keeping the rear most, inside wheel of the apparatus within the lane. The handler, dog and other parts of the apparatus may be outside of the lane to allow for different sized apparatus and hitches as well as the handler working in front of, beside, or behind the dog and apparatus. Handlers may stop the dog at any point or turn in one sweeping movement.

## Principle Parts of the Exercise

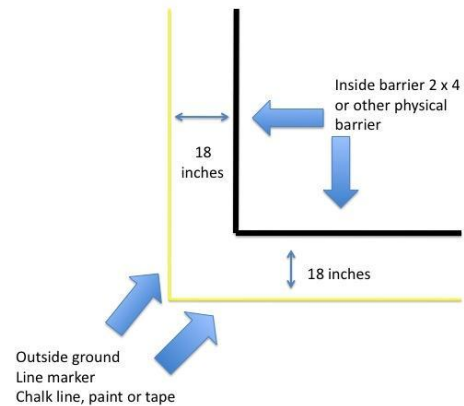
1. The handler directs the dog to pull through the turn.
2. The dog follows the handler's directions and makes the turn honoring the inside barrier while keeping the inner rear most wheel within the 18 inch lane throughout the maneuver (turn).

## Bumps

1. The inner barrier should not be touched by the dog or any part of the apparatus. Touching the inner barrier shall be considered a bump. Crossing, damaging or moving the barrier out of position shall be considered a failure of the maneuver.
2. The inside rear wheel is the only part of the team which should be judged regarding the outer line marking. Touching or being on the line shall be considered a bump. Crossing the line completely or riding on the line shall be considered a failure of the maneuver.

Failing Performance: Failures Common to the Whole Course (Ch.2, section 16) and:

1. Failure to honor the inside barrier as noted in "bumps".



## Pass Through Removable Obstacle

There will be a pass through removable obstacle which must be at least 18 inches wider than the widest apparatus on test day. The handler and dog will approach the obstacle. The handler will stop the dog 4 feet in front of the obstacle where he/she will tell the dog to stay in any position. The handler will walk to the obstacle, remove the obstacle and stay standing beside it. While standing beside the obstacle the handler will instruct the dog to pass through the obstacle, moving straight forward and proceed past the point of the obstacle. When the back of the apparatus is 4 feet beyond the obstacle the handler will command the dog to stop. The dog may be commanded into any position but must stay in that position until the handler returns the obstacle to its original position and then returns to the dog.

## Principle Parts of the Exercise

1. Handler and dog approach a removable obstacle.
2. Handler commands the dog to halt prior to reaching the removable obstacle.
3. Handler removes obstacle and stands next to the obstacle.
4. Handler instructs the dog to move forward verbally or with hand signals past the point of the obstacle.
5. AFTER the dog has cleared the obstacle the handler commands the dog to halt.
6. The dog will remain in position while the handler returns the removable obstacle and returns to the dog.

Failing performance: Failures Common to the Whole Course (Ch.2, section 16) and:

1. Handler does not remain next to removable obstacle when instructing the dog to proceed.
2. Dog does not remain in the same position left before or after the obstacle.
3. Dog turns more than 90 degrees before halting after passing obstacle.

## Serpentine

There will be a serpentine consisting of 4 objects (cones, trees, etc.) set approximately 8 feet apart which the dog will go through in one direction. The purpose of this exercise is to demonstrate the dog's ability to change direction. The dog will enter one end of the serpentine and alternate turning left and right around each cone. The dog may curve around the objects or pull straight across, then U turn and pull straight across in the opposite direction. The objects must be placed in an area that is open enough for the dog to pull through the serpentine in either direction.

## Principle Parts of the Exercise

1. The dog enters the serpentine from the side directed by the judges.
2. The dog maneuvers through the serpentine either directly or by completing U turns.
3. The dog exits the serpentine.

## Bumps

1. If a wheel touches one of the obstacles marking the serpentine it is considered a bump. If the obstacle is run over or knocked over it is considered a failure.

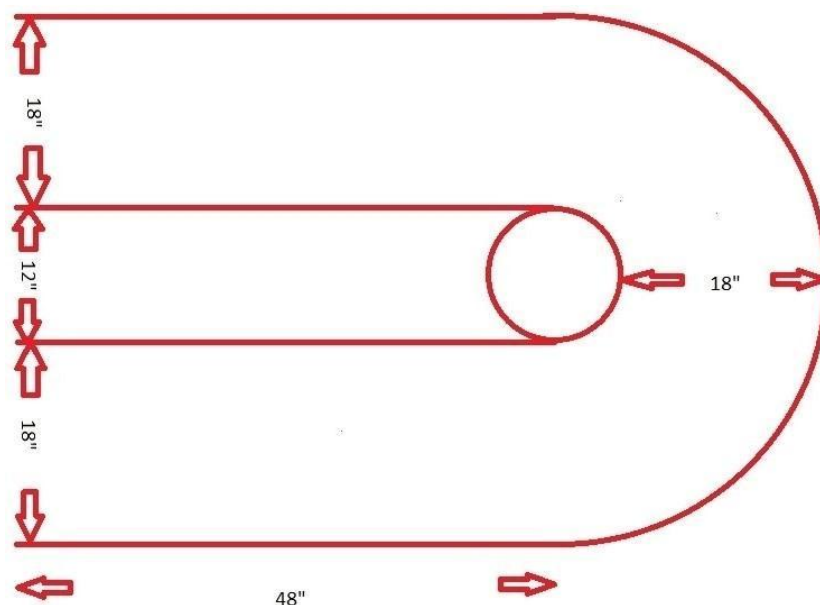
Failing Performance: Failures Common to the Whole Course (Ch.2, section 16) and:

1. The dog misses one of the turns in the serpentine.

## U Turn

There will be one U turn around a circular object that is a minimum of 12 inches in diameter and up to a maximum of 26 inches in diameter to demonstrate the team's ability to maneuver around tight curves. A tree should not be used if it has a lot of flair at the bottom of the tree due to the roots. Straight trees or poles may be used.

The U turn will be set precisely. There will be two sets of parallel lines 18 inches apart and a minimum distance of 4 feet leading up to the circular object (see diagram below). Both set of parallel lines will be parallel to each other maintaining the diameter of the object. The outer of the parallel lines will maintain a distance of 18 inches from the outer circumference of the object. The lines should be highly visible and smooth with the surface.



The turn is to be performed by keeping the inside rear wheel of the apparatus inside the lane. The dog, handler and other parts of the apparatus may be outside of the lanes to allow for apparatus of different sizes.

### Principle Parts of Exercise

1. The handler directs the dog to pull through the turn.
2. The dog follows the handler's directions and makes the U turn keeping the inner most rear wheel within the 18 inch lane throughout the maneuver.

### Bumps

1. The circular object should not be touched by the dog or any part of the apparatus. Touching the circular object or either line shall be considered a

- bump. Crossing, damaging or moving the circular object out of position shall be considered a failure of the maneuver.
2. The inside rear wheel is the only part of the team which should be judged regarding the lines. Touching or being on the line shall be considered a bump. Crossing the line completely or riding on the line shall be considered a failure of the maneuver.

Failing Performance: Failures Common to the Whole Course (Ch.2, section 16) and:

1. Failure to honor the inside or outside barriers as noted in “bumps”.

### **Weight Exchange**

A weight exchange will occur somewhere near the half way mark of the course. At the location where the judges have indicated that the weight exchange will occur the handler will stop the dog in a stand, remove the load from the cart and place it where the judge has indicated. The handler will then load and secure the club provided weight (which will be described in the test premium). The handler must use supplies and tools that they carry on themselves or the cart to secure the load. The load must also be balanced. The judges will check the balance and security of the load before instructing the handler to resume the course.

Principle Parts of the Exercise

1. The handler will stop the dog and unload the handler provided load.
2. The handler will load, secure and balance the club provided load.
3. The judges will check the balance and security of the load.

Failing Performance: Failures Common to the Whole Course (Ch.2, section 16) and:

1. The dog does not cooperate for unloading.
2. The dog does not cooperate for loading.
3. Load is not secure or balanced.
4. The dog does not stay in place or stay standing.



## **Chapter Four Team Division**

### **Maneuvers**

Standards of Performance and Principal Parts of the Maneuvers for a team will follow Chapter Three, with the exception that the handler will be working with more than one dog hitched to the draft apparatus. Dogs may have their collars connected by a coupling device not less than 6 inches in overall length, but their harnesses may not be connected in any way at any time during the test.

A failing performance for a team follows the same rules as Chapter Three and Chapter Two, Section 16, with the stipulation that a failing performance by any one member of the team is cause for failure of that maneuver for the entire team.

The dogs in the team are to perform the commands together. The dogs must back as a team. The Back Through Adjustable Narrows should be twelve (12) inches wider than the team or apparatus (whichever is wider). Any other narrow areas on the course, such as a gate or the removable obstacles, must be at least eighteen (18) inches wider than the team or apparatus (whichever is wider).

If one member of the team consistently pulls less than its share, the team is considered to have failed the course. Judges should consider ages and sizes of the dogs when judging the team's allocation of work.

The weight specified in Chapter Three must be multiplied by the number of dogs in the team to determine the appropriate load for the team.